

# Case Efficiency Statistics

## Report Description:

---

This report will look at specific case types and determine the efficiency or how long it takes to get to disposition from various starting points such as referral date, preliminary inquiry date, and filed date. It compares all referrals to those who have had an alternative to detention and secure detention. It breaks it down by race and sex and provides a beautiful graph of the results.

## Running the Report:


---


Enter the beginning and ending date.

### Case Efficiency Statistics

Enter report criteria and press "Submit"

---

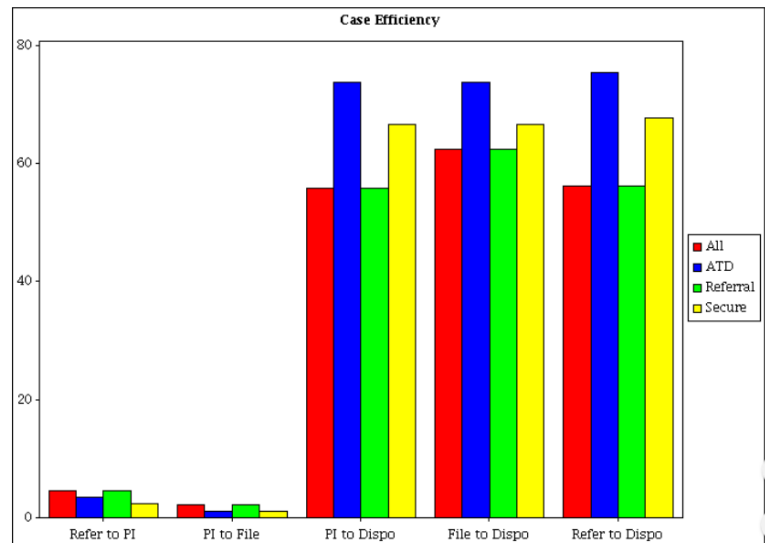
Start date:\*  

End Date:\*  

---

# The Report:

Case Efficiency Statistics Marion Superior Court 1/1/2017 - 3/31/2017					
Case Efficiency					
	Referral to PI	PI to Filed	PI to Disposition	Filed to Disposition	Referral to Disposition
All	4.61	2.12	55.94	62.58	56.21
ATD	3.47	1.13	73.81	73.92	75.54
Referral	4.61	2.12	55.94	62.58	56.21
Secure	2.40	1.12	66.66	66.73	67.91
Case Efficiency by Race					
	Referral to PI	PI to Filed	PI to Disposition	Filed to Disposition	Referral to Disposition
Asian	1.50	1.00	65.50	65.50	66.00
Black or African American	4.51	2.09	52.13	58.63	51.90
Hispanic or Latino	7.00	13.00	7.00	19.00	1.00
Multi-Racial	3.57	1.54	79.10	85.95	79.38
White	5.23	2.25	57.48	64.34	59.48
Case Efficiency by Sex					
	Referral to PI	PI to Filed	PI to Disposition	Filed to Disposition	Referral to Disposition
Female	5.86	1.93	59.45	67.49	60.27
Male	4.27	2.17	55.15	61.49	55.28



FileNbr	Race	Sex	Referral	ATD	Secure	Incident Date	Start Date	PI Date	Filed Date	Dispo Date
81970	Black or African American	Male	Y	N	Y	2/25/2017	2/25/2017	2/27/2017	2/28/2017	
171213	Black or African American	Male	Y	Y	Y	2/25/2017	2/25/2017	2/27/2017	2/27/2017	6/22/2017
80449	Black or African American	Male	Y	N	N	3/28/2017	3/28/2017	3/30/2017	3/30/2017	
130671	Black or African American	Male	Y	N	Y	3/28/2017	3/28/2017	3/29/2017	3/29/2017	5/5/2017

## Where the data comes from:

---

The report looks for case names that started during the time period. It then checks the case type that is defined in the report settings as “includeCaseType” to see if that type of case should be included and then checks to see if it has a case status indicating the case should be skipped “skipCurrentCaseStatus.”

If all that matches, it looks at the first incident on the case to see if it should be included as defined by “referralIncidentType” or if it should be skipped as defined by “skipIncidentType.”

The dates involving this case are reported on the Referral line of the report.

It then looks to see if a facility stay is attached to this case. If a secure location is found it reports the dates on the Secure line of the report.

If a facility stay is found it will check for an Alternative to Detention (ATD) release reason as defined in the report settings as “atdReleaseReason.” If that is found it will report the dates on the ATD report line.

The referral line reports all people referred, the ATD and Secure lines report those people where these items were found, and it averages the number of days for each column. It only reports each person once.

**Refer to PI** – Date of the incident date, ATD Release Date, or Secure Detention start date to the date the Preliminary Inquiry document was completed. The PI Document is defined in the report settings as “piTemplate.”

**PI to File** – Date the Preliminary Inquiry document was completed to the date of the case status that means “filed” in the [Table: Case Status](#).

**PI to Dispo** – Date the Preliminary Inquiry document was completed to the date of the case status that means “disposed” in the [Table: Case Status](#).

**File to Dispo** – Date of the case status that means “filed” to the date of the case status that means “disposed.”

**Refer to Dispo** - Date of the incident date, ATD Release Date, or Secure Detention start date to the date of the case status that means “disposed.”

## Report Settings:

---

```
# -- Required settings --  
class=equest.app.reports.CaseEfficiency  
jobQ=batch
```

```
# Incident types to skip in the report (uppercase)  
# skipIncidentType.n=INCIDENTTYPE  
skipIncidentType.1=VOP  
skipIncidentType.2=WAR  
skipIncidentType.3=DCS
```

skipIncidentType.4=ADUL  
skipIncidentType.5=REMO  
skipIncidentType.6=OTH  
skipIncidentType.7=PAPR

# Incident types that mean 'referral' (uppercase)  
# referralIncidentType.n=INCIDENTTYPE  
referralIncidentType.1=ARR

# Incidents must be for a case of the following type (uppercase).  
# If none specified, all case types will be included.  
# includeCaseType.n=CASETYPE  
includeCaseType.1=JD  
includeCaseType.2=JS

# Skip cases with the following case status (uppercase)  
# skipCurrentCaseStatus.n=STATUS or STATUS/REASON

# Release reasons that mean 'ATD' (uppercase)  
# atdReleaseReason.n=RELEASEREASON  
atdReleaseReason.1=605

# Location codes that mean 'ATD' (uppercase)  
# atdLocation.n=LOCATIONCODE

# Templates that are use for preliminary inquiry (uppercase)  
# piTemplate.n=TEMPLATE  
piTemplate.1=PBPI

# -- Optional Report settings --  
#report.notify.userid.1=xxxxxx

prompt.parm.1=startDate  
prompt.parm.1.type=date  
prompt.parm.1.label=Start date  
prompt.parm.1.required=true  
prompt.parm.1.default=begPrevYear

prompt.parm.2=endDate  
prompt.parm.2.type=date  
prompt.parm.2.label=End Date

prompt.parm.2.required=true  
prompt.parm.2.default=endPrevYear