

TN DHS IV-D Magistrate Docket Detail

Report Description:

This report provides information to the Tennessee Department of Human Services, Child Support Division, about the hearings held by the IV-D Magistrates.

Running the Report:


[Menu](#) | [Miscellaneous](#) | [Reporting](#) | [Reports](#)


Select TN DHS IV-D Magistrate Docket Detail

This is set up to run for the prior month. You can change the date range if desired.

TN DHS IV-D Magistrate Docket Detail

Enter report criteria and press "Submit"

From date.* 

To date.* 

Click the [Submit](#) button to run the report.

Click the [Refresh](#) button to see the report results.

Click the [You have 3 new messages](#) link at the top left of the page

Click the Bond name of the Report to open it in a new browser tab.

Messages

Karlene Thompson

Delete	Message	Status
	Add a new message	
<input type="checkbox"/>	Output TN DHS IV-D Magistrate Docket Detail (CSV) is ready for viewing. --> Added by Karlene Thompson on 12/26/2023 3:13:34 PM	--Select--
<input type="checkbox"/>	Output TN DHS IV-D Magistrate Docket Detail is ready for viewing. --> Added by Karlene Thompson on 12/26/2023 3:13:34 PM	--Select--
<input type="checkbox"/>	Job successful - DHSDOCKETDETAIL Start: 12/26/2023 3:13:30 PM; End: 12/26/2023 3:13:34 PM; Return code: 0. --> Added by Karlene Thompson on 12/26/2023 3:13:34 PM	--Select--

The Report:

The report comes in a pdf format as well as an excel spreadsheet so you can see the details.

TN DHS IV-D Magistrate Docket Detail Knox County Juvenile Court Knox County Child Support Magistrate Stan C. Briggs' courtroom Detail Reporting Period: 11/1/2023 thru 11/30/2023												
Docket Information:				Outcome:								
Date	County	Docket Type (ES, EN, or MO)	Total No. of Cases	Issue Extra Process	NS/NR	Continuance	Support Order	Paternity Order	EN/MO Order	Other Disposition	Sum of Outcomes	
11/6/2023	Knox	EN	21			1	12			8	21	
		ES	3			1	1		1		3	
		MO	4			2				2	4	
11/7/2023		??	27								27	
11/8/2023		??	25								25	
11/9/2023		??	22								22	
11/13/2023		??	22								22	
11/14/2023		??	25								25	
11/15/2023		??	37								37	
11/16/2023		??	19								19	
11/17/2023		??	24								24	
11/20/2023		??	23								23	
11/21/2023		??	15								15	
11/22/2023		??	5								5	
11/27/2023		??	27								27	
11/28/2023		??	27								27	
11/29/2023		??	30								30	
11/30/2023		??	26								26	
Total			382			4	13		1	10	354	





	A	B	C	D	E	F	G
1	Court	Date	Docket Type	Outcome	Event ID	Event Date	File Number
2	Magistrate Stan C. Briggs' courtroom	11/6/2023	EN	continuance	275307	11/6/2023 9:00	231815
3	Magistrate Michael F. Simpson's courtroom	11/6/2023	??	Other	275308	11/6/2023 9:00	300286
4	Magistrate Robin K. Gresham's courtroom	11/6/2023	??	Other	275309	11/6/2023 9:00	231775
5	Magistrate Michael F. Simpson's courtroom	11/1/2023	??	Other	275311	11/1/2023 9:00	87100
6	Magistrate Michael F. Simpson's courtroom	11/1/2023	??	Other	275313	11/1/2023 9:00	29094
7	Magistrate Michael F. Simpson's courtroom	11/1/2023	??	Other	275314	11/1/2023 9:00	31232
8	Magistrate Stan C. Briggs' courtroom	11/6/2023	EN	enmo	275362	11/6/2023 9:00	231779
9	Magistrate Stan C. Briggs' courtroom	11/6/2023	EN	ns/nr	275364	11/6/2023 9:00	174401
10	Magistrate Stan C. Briggs' courtroom	11/6/2023	ES	ns/nr	275366	11/6/2023 9:00	104607

Where the data comes from:

The data in the report comes directly from the Event Detail screen.

The judicial officer or courtroom clerk will select the docket type and the outcome for each event.

Event Detail

Event date/time:*	<input type="text" value="11/6/2023 9:00 AM"/>	 Monday
Event type:*	<input type="text" value="IVDC - IV-D Contempt"/>	
Scheduling agency:	<input type="text" value="Quest"/>	
Court:	<input type="text" value="SB - Magistrate Stan C. Briggs' courtroom"/>	
Estimated length:*	<input type="text" value="1"/>	
Location:	<input type="text"/>	
Disposition:	<input type="text" value="2 - Hearing heard by Magistrate"/>	
Disposition date/time:	<input type="text" value="11/6/2023 2:21:04 PM"/>	
Actual start date/time:	<input type="text"/>	 Actual end date/time:
	<input type="text"/>	
Event attributes:	<input type="checkbox"/> *Interpreter Required	
	<input type="checkbox"/> *Virtual	
	<input checked="" type="checkbox"/> Docket Type: Enforcement	
	<input type="checkbox"/> Docket Type: Establishment	
	<input type="checkbox"/> Docket Type: Modification	
	<input type="checkbox"/> Outcome: Continuance	
	<input checked="" type="checkbox"/> Outcome: Enforcement/Modification Order	
	<input type="checkbox"/> Outcome: Issue Extra Process	
	<input type="checkbox"/> Outcome: No Service/No Return	
	<input type="checkbox"/> Outcome: Other Disposition	
	<input type="checkbox"/> Outcome: Paternity Order	
	<input type="checkbox"/> Outcome: Support Order	

Set up needed for Report:

In the Table: Case Type, there should be a grouping added. Normal groupings could be Criminal, Family, Child Support. You can limit the Event Attributes to appear on only specific groupings.

Case Type
Entry details


Code: CS

Short description:*

Long description:*

Cause (Y/N):

Color:

 Grouping:

Court:

Role:

Active:* Yes No

In the Table: Event Attributes, we need to set up attributes for the different areas of this report. These attributes will only appear on the case type grouping defined.

Event Attribute Type
Entry details

Code: EN

Short description:*

Long description:*


Special (Y/N):

Court (Y/N):

Court Filter:

Type Filter:

Sticky (Y/N):

 Grouping Filter:

Active:* Yes No

Report Settings:

```
# -- Required settings --  
class=equest.app.reports.Tennessee.DHSDocketDetails
```

```
# Case types to include in report.  
# If none specified, all will be included.  
# caseType.n=CASETYPE  
caseType.1=CS
```

```
# Map event attribute codes to one of the following docket type.  
# docketType.CODE=ES  
# docketType.CODE=EN  
# docketType.CODE=MO  
docketType.ES=ES  
docketType.EN=EN  
docketType.MO=MO
```

```
# Map event attribute codes to one of the following outcomes ('other' is the default if we don't find anything).  
# outcome.CODE=process  
# outcome.CODE=ns/nr  
# outcome.CODE=continuance  
# outcome.CODE=support  
# outcome.CODE=paternity  
# outcome.CODE=enmo  
outcome.IEP=process  
outcome.NSNR=ns/nr  
outcome.CONT=continuance  
outcome.SO=support  
outcome.PO=paternity  
outcome.ENMO=enmo
```

```
prompt.parm.1=startDate  
prompt.parm.1.type=date  
prompt.parm.1.label=From date  
prompt.parm.1.required=true  
prompt.parm.1.default=begPrevMonth
```

```
prompt.parm.2=endDate  
prompt.parm.2.type=date  
prompt.parm.2.label=To date  
prompt.parm.2.required=true  
prompt.parm.2.default=endPrevMonth
```