

# Entry type

## What it does:

---

Allows you to add the different types of identity notes your county can add to the person detail screen.

## Adding the table entry

---

Menu | Tables | Generic Validation Tables | EntryType


---

Code: CRED  
Short description:\* Credentials  
Long description:\* Credentials  
Active:\*  Yes  No

- **Code** – Choose a code. It can be 1-4 characters.
- **Short description** – The short description can be up to 15 characters
- **Long description** – The long description is what the users see, it can be up to 50 characters long.

Click the **Update** button to save your work.

---



- **Notes** **Top**  
None 

---

- **Notebooks** **Top**  
None

---

---

Entry date/time: 10/15/2018 4:00:19 pm   
Entry type:\* CRED - Credentials   
Notes: LPC-S

There is a template function that will print the notes from a specific entry type.