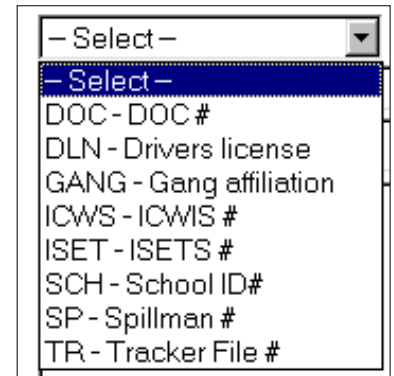


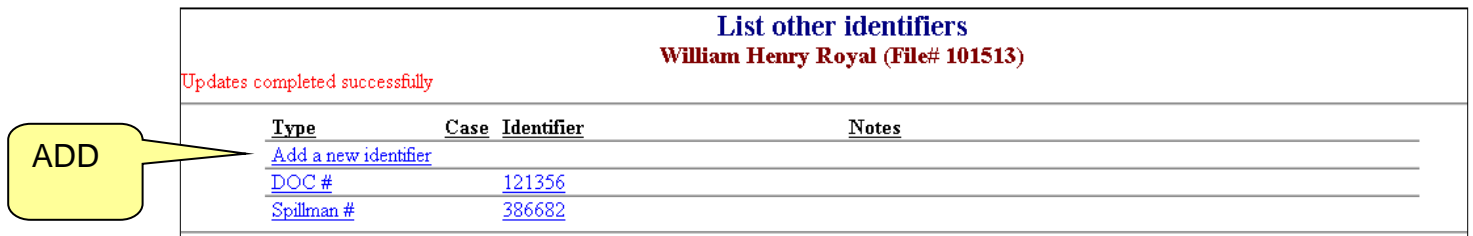
OTHER IDENTIFIERS:

This is used to show other numbers or identifiers assigned to this person.



A dropdown menu with a scrollable list of identifier types. The top option is '- Select -'. The list includes: DOC - DOC #, DLN - Drivers license, GANG - Gang affiliation, ICWS - ICWIS #, ISET - ISETS #, SCH - School ID#, SP - Spillman #, and TR - Tracker File #.


FROM THE MENU: Person, Other Identifiers:



The screenshot shows a menu titled "List other identifiers" for "William Henry Royal (File# 101513)". A red message "Updates completed successfully" is at the top. Below is a table with columns: Type, Case, Identifier, and Notes. A yellow callout bubble with the word "ADD" points to a blue link "Add a new identifier" in the Type column. The table contains two rows: "DOC #" with Case "121356" and "Spillman #" with Case "386682".

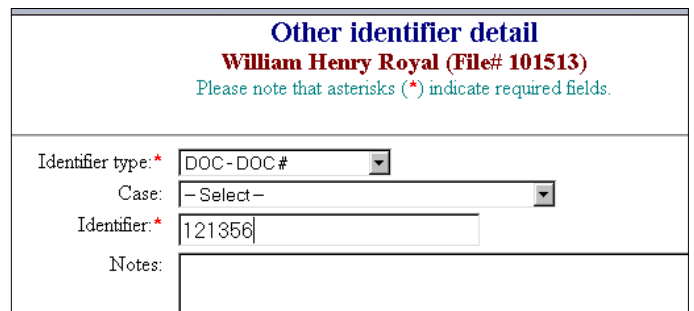
Type	Case	Identifier	Notes
Add a new identifier			
DOC #	121356		
Spillman #	386682		

FROM THE PERSON DETAIL SCREEN:



The screenshot shows a section titled "Other identifiers" with a blue "Add" link on the right. Below the title are two entries: "DOC # - 121356" and "Spillman # - 386682". A yellow callout bubble with the word "ADD" points to the "Add" link.

- **Identifier type:** Select the identifier type.
- **Case:** If this other identifier is associated with a specific case, select the case, otherwise leave the case blank.
- **Identifier:** Type in the other number.
- **Notes:** Type in any notes you wish.



The screenshot shows a form titled "Other identifier detail" for "William Henry Royal (File# 101513)". A note says "Please note that asterisks (*) indicate required fields." The form has four fields: "Identifier type:" with a dropdown menu set to "DOC-DOC #", "Case:" with a dropdown menu set to "- Select -", "Identifier:" with a text box containing "121356", and "Notes:" with an empty text box.

Click on the UPDATE button or press ALT+U to save your changes.