

# RAI Efficiency Statistics

## Report Description:

---

This report will look at specific case types and risk assessments. It will report recidivism based on risk assessment level, race and sex and provides a beautiful graph of the results.


## Running the Report:


---

Enter the beginning and ending date.

**RAI Efficiency**  
Enter report criteria and press "Submit"

---

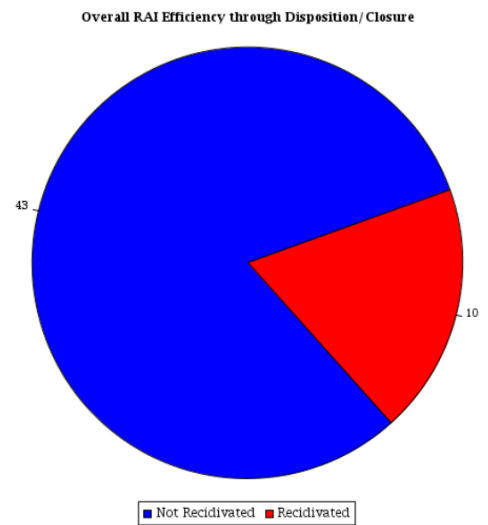
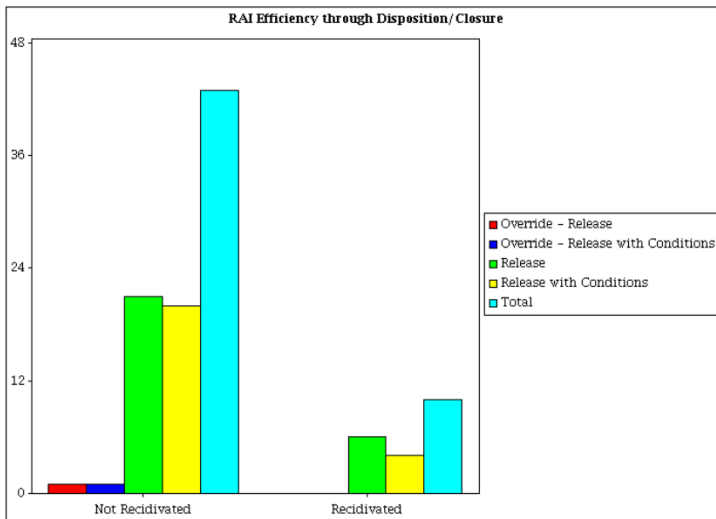
Start date:\*  

End Date:\*  

# The Report:

This report will produce a .pdf report that include a number of graphs and a .csv spreadsheet with the details.

RAI Efficiency			
1/1/2017 - 3/31/2017			
RAI Efficiency through Disposition/Closure			
	Total RAI	Did Not Recidivate	Recidivated
Override - Release	1.0	1.0	0.0
Override - Release with Conditions	1.0	1.0	0.0
Release	27.0	21.0	6.0
Release with Conditions	24.0	20.0	4.0
Total	53.0	43.0	10.0
RAI Efficiency through Disposition/Closure by Race			
	Total RAI	Did Not Recidivate	Recidivated
Black or African American	7.0	6.0	1.0
Caucasian	38.0	29.0	9.0
Hispanic	6.0	6.0	0.0
Multi-Racial	2.0	2.0	0.0
RAI Efficiency through Disposition/Closure by Sex			
	Total RAI	Did Not Recidivate	Recidivated
Female	15.0	13.0	2.0
Male	38.0	30.0	8.0



FileNbr	Race	Sex	RAI Date	Decision	Closed/Disposition Date
56185	Caucasian	Male	1/29/2017	Release	12/13/2017
50807	Caucasian	Female	3/16/2017	Release	4/19/2017
52377	Caucasian	Male	1/11/2017	Release with Conditions	3/29/2017
51103	Caucasian	Male	1/3/2017	Release	4/25/2017
51614	Caucasian	Female	2/18/2017	Release with Conditions	4/19/2017
51977	Multi-Racial	Male	3/24/2017	Release with Conditions	7/11/2017
56341	Caucasian	Male	2/16/2017	Release with Conditions	5/9/2017

Next Incident Date	Recidivated	New Statute
1/23/2018	N	1 - Theft (IC 35-43-4-2), a Class A Misdemeanor
8/14/2018	N	1 - Leaving Home without Permission of Parent, Guardian
10/17/2017	N	1 - Leaving the Scene of an Accident (IC 9-26-1-1.1(a)(1)),
	N	
	N	
	N	
3/15/2017	Y	1 - Leaving Home without Permission of Parent, Guardian

## Where the data comes from:

The report looks for specific case types as defined in the report setting “includeCaseType” with a name associated with a start date during the time period.

It will then look for a risk assessment for that person that matches the report setting “raiType” with an assessment date during the time period. It reports the assessment date and the assessment level.

<a href="#">1/29/2017 7:17:08 PM</a>	<a href="#">(View)</a>	Detention RAI	Initial	4	Release
--------------------------------------	------------------------	---------------	---------	---	---------

If found, it searches for the incident attached to the case to see if it is an incident type that should be skipped as defined in the report settings “skipIncidentType.” If the incident is not skipped it will gather the data for this person and case.

The Closed/Disposition Date comes from the “disposed” or “closed” case status for the case.

Next Incident date shows the date of the next incident that is not an incident type we skip and it reports the new incident statute.

Recidivated is based on ?????

## Report Settings:

---

```
# -- Required settings --
class=equest.app.reports.RAIEfficiency
jobQ=batch

# Assessment types that mean 'risk assessment' (uppercase)
# raiType.n=ASSESSMENTTYPE
raiType.1=RAI

# Incident types to skip in the report (uppercase)
# skipIncidentType.n=INCIDENTTYPE

# Incidents must be for a case of the following type (uppercase).
# If none specified, all case types will be included.
# includeCaseType.n=CASETYPE
includeCaseType.1=JD
includeCaseType.2=JS
includeCaseType.3=JM

# -- Optional Report settings --
#report.notify.userid.1=xxxxxx

prompt.parm.1=startDate
prompt.parm.1.type=date
prompt.parm.1.label=Start date
prompt.parm.1.required=true
prompt.parm.1.default=begPrevYear

prompt.parm.2=endDate
prompt.parm.2.type=date
prompt.parm.2.label=End Date

prompt.parm.2.required=true
prompt.parm.2.default=endPrevYear
```