

# Random Drug Testing

- Quest can randomly select drug test clients to appear for drug testing.
- You can assign a color to the client to indicate different frequencies of testing required.
- Run a report to select the clients required to appear on a specific date for testing.
- Quest will send a designated person a message indicating which color was selected.
- Quest will schedule the testing date in the client's case and put it on a drug calendar.
- When client arrives for testing, the event is disposed of by choices such as: sample provided, unable to provide sample, failed to appear, late, etc.
- Upon an "unsuccessful" disposition, Quest will send a message to all Quest users assigned to the case informing them of the unsuccessful disposition.
- Upon a "successful" disposition, Quest will add a negative substance report to the person. If the sample provided is positive, it must be changed.
- Also upon a successful disposition, Quest can add a fee for the test to the client's case.

# Set up a Drug Test Requirement

- You can make this requirement be a specific color if you wish.
- GoToAttributes=y means that when you add the requirement, press UPDATE to save your changes, you will be taken directly to the Requirement Attributes section.
- AttributePrompt= allows you to add a prompt to the Requirement Attribute screen giving instructions to staff.

---

**Requirement Code Details**  
**Court Program**

---

Code: DRUG

Short description:\*

Long description:\*

Monetary:\*  Yes  No

Active:\*  Yes  No

Notes:

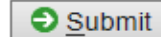
[Spell check](#)

# Set up Requirement Attributes

- By having multiple colors your clients can have different probabilities of being selected each day.
- If the color is special: y it will make that choice appear red in the list.
- By using the Requirement Type: you can have these attributes appear for only the drug test requirement.

## Requirement Attribute Type Select an entry to view details

List table entries containing:

 Submit

Code	Short description	Long description
<a href="#">Add a new entry</a>		
<b>BLUE</b>	Blue	<b>Blue</b> Special (Y/N): n Require Type: PROG/DRUG
<b>GRE</b>	Green	<b>Green</b> Special (Y/N): n Require Type: PROG/DRUG
<b>RED</b>	Red	<b>Red</b> Special (Y/N): n Require Type: PROG/DRUG
<b>YEL</b>	Yellow	<b>Yellow</b> Require Type: PROG/DRUG

You will configure the probability or the chance of being scheduled each day (1 - 100)

If Red is high risk you can configure it to be chosen 100% of the time.

If Yellow is low risk, you can configure it to be chosen 25% of the time.

# Set up Event Type and Event Disposition

- Set up different event types for different types of drug tests.

**List Court Docket**  
Enter criteria and press Submit

Filter: Court:* <b>DTF - Drug Testing for FEMALES</b>	Date:* 9/26/2014	<input checked="" type="checkbox"/> AM <input checked="" type="checkbox"/> PM
<input type="checkbox"/> Detained only <input type="checkbox"/> Added today only	<input checked="" type="checkbox"/> Include disposed	
Display: <input type="checkbox"/> Alphabetical <input checked="" type="checkbox"/> Names and cases only	<input type="checkbox"/> Separate by case type	<input type="checkbox"/> Details <input type="checkbox"/> Notes
Print: <input type="checkbox"/> Case barcode <input type="checkbox"/> Blank lines		

Hearing	Name	Case
7:00A (1 mins); UDS - Enhance1 Sample Provided	(300481/1-DEF)	53C05-1305-FB-000499 Felony C Judge Diekhoff
7:00A (1 mins); UDS - Cause Sample Provided	A (301211/1-DEF)	53C05-1105-FC-000424 Felony C Judge Diekhoff
	A (301211/2-DEF)	53C05-1212-FD-001191 Felony D Judge Diekhoff
7:00A (1 mins); UDS - Instant13 Sample Provided	A (300594/1-DEF)	53C05-1302-FD-000161 Felony D Judge Harper

- Set up different event dispositions to indicate if the event was successful or unsuccessful.

3:00P (1 mins); Choice 1; UDS - Cause BL TAL (304463/1-DEF)  
FTA

5:30P (1 mins); UDS - Cause HI /2-DEF)  
Sample Provided

6:30P (1 mins); UDS - Cause   
Resch Client

(303404/1-DEF)

# Set up a Drug Testing Calendar

### Courts Drug Testing

Court: DRUG

Short description:\* Drug Testing x

Long description:\* Drug Testing

Official court: -- Select --

Monday AM:	<input type="text" value="0"/>	PM:	<input type="text" value="0"/>
Tuesday AM:	<input type="text" value="0"/>	PM:	<input type="text" value="0"/>
Wednesday AM:	<input type="text" value="0"/>	PM:	<input type="text" value="0"/>
Thursday AM:	<input type="text" value="0"/>	PM:	<input type="text" value="0"/>
Friday AM:	<input type="text" value="0"/>	PM:	<input type="text" value="0"/>
Saturday AM:	<input type="text" value="0"/>	PM:	<input type="text" value="0"/>
Sunday AM:	<input type="text" value="0"/>	PM:	<input type="text" value="0"/>

Active:\*  Yes  No

**Court schedules** Add

None

### List Court Docket Enter criteria and press Submit

Filter: Court:\* DRUG - Drug Testing Date:\* 9/29/2014  AM  PM

Detained only  Added today only  Include disposed

Display:  Alphabetical  Names and cases only  Separate by case type  Details  Notes

Print:  Case barcode  Blank lines

Hearing	Name	Case
8:00A (1 mins); Drug Test	DOUGAN, NICHOLAS (41338/1-DEF) Location: In Home	94JC1-2014-JD-1 Delinquency Judge Guffee LF#-33128
8:00A (1 mins); Drug Test	DOUGAN, SARA (3/2-DEF) Location: Detention	94JC1-2014-JS-1 Status Judge Guffee
8:00A (1 mins); Drug Test	EGGERT, DYLAN (5/1-DEF)	94JC1-2014-JD-4 Delinquency Judge Guffee
8:00A (1 mins); Drug Test	CAMFIELD, ANDREW (42990/1-DEF)	94JC1-2014-JD-2 Delinquency Mag Rogers
8:00A (1 mins); Drug Test	HANNAH, MCKINLEY (7/1-DEF)	94JC1-2014-JD-6 Delinquency Judge Guffee

**Totals for the listed events:**  
Hearings: 5 People: 5 Remaining minutes: 5

When the report is run, it will randomly select the people who need a drug test, and schedule an event on the drug testing calendar.

# Set up Reports

## Create Events for Requirements

- Event type you want created.
- Event time.
- Court (calendar).
- Minimum number of colors to choose.
- Maximum number of colors to choose.
- Skip scheduling on weekends (Y/N)
- Skip scheduling on holidays (Y/N)

requirement type / code / phase / attribute  
<probability> = chance of being scheduled  
each day (1 - 100)

requirement.PROG/DRUG//RED=100

requirement.PROG/DRUG//BLUE=75

requirement.PROG/DRUG//GRE=50

requirement.PROG/DRUG//YEL=25

# Add Rules & Set Up the Rule Parameters

## Send Message for Events

(GAW116)

This will send a Quest message notifying all case assignments tied to the event of the event.

*You can specify events/courts to skip*

*You can also specify event dispositions that, when updated, will ALWAYS cause the message to be sent*

## Substance Report to Transaction

(GAW120)

Creates a transaction to an existing requirement every time a substance report is added.

This allows you to automatically assess fees.

*Specify the substance report*

*Specify the requirement type & code being added*

*Specify the transaction type or template*

# Add Rules & Set Up the Rule Parameters

## Event to Substance Report

(GAW117)

Creates a substance report when event is completed successfully.

Report is added as a negative.

*Specify the event type*

*Specify the substance report type*

*Specify the event disposition that must occur for the report to be created.*

**Substance Report Type**  
Select an entry to view details

List table entries containing:   Active c

Code	Short description	Long description
<a href="#">Add a new entry</a>		
<a href="#">LAB</a>	Lab Tests	<a href="#">Aegis Lab Tests</a>
<a href="#">BLOO</a>	Blood	<a href="#">Blood Test</a>
<a href="#">BREA</a>	Breathalyzer	<a href="#">Breathalyzer</a>
<a href="#">HAI</a>	Hair	<a href="#">Hair Follicle</a>
<a href="#">LAW</a>	Law Enforcement	<a href="#">Law Enforcement Report</a>
<a href="#">PAR</a>	Parent	<a href="#">Parent Reported</a>
<a href="#">SCRM</a>	SCRAM	<a href="#">Secure Continuous Remote Alcohol Monitoring</a>
<a href="#">SELF</a>	Self Reported	<a href="#">Self Reported</a>
<a href="#">URIN</a>	Urinalysis	<a href="#">Urinalysis</a>



# Set up Scheduled Jobs

**Running the report will make the system randomly choose client's per the parameters set up in the report. This report can be run manually, or it can be scheduled to run automatically.**

- Frequency: how often you want the report to run.
- Select a date range.
- Select a time for the report to run.

---

**Edit Scheduled Job**  
[Add new job](#)

---

Job name:\*

Frequency:\*

Report name:\*

Run date offset:\*

Run date range:\*

Run time:

## Add a Requirement

---

### Requirement Detail

---

Requirement type:\*

Requirement code:\*

Provider:

Assigned date:  Start date:

Scheduled end date:  New end date:

Status:  Status date:

Cases:\*  Mary Ingalls: Case 2 - Child - Juv Delinq (Active; Open)

## Select the Requirement Attribute

---

### Requirement Attributes

**Drug Testing (Assigned: 6/29/2020; Start: 6/29/2020)**

Updates completed successfully  
Mark the appropriate Drug Testing Color

---

Blue (medium risk)  
 Red (high risk)  
 Yellow (low risk)

The image features a white background with decorative curved lines in shades of green and blue. One large, multi-layered curve starts from the left edge and curves upwards and to the right, ending near the top center. Another similar curve starts from the right edge and curves downwards and to the left, ending near the bottom right. The text "How it all works" is centered in the middle of the page.

How it all works

# Add a Drug Test Requirement to the Case

## Requirement Detail

Requirement type:\*

Requirement code:\*

Provider:

Assigned date:  Start date:

Scheduled end date:  New end date:

Status:  Status date:

Assessment frequency:  Type:  Amount:

Initial type:  Amount:

Cases:\*  Andrew Camfield: Case 1 - Defendant - 94JC1-2014-JD-2 (Active; Case Filed)

Default payee:

Notes:

Updates completed successfully

Mark the appropriate Drug Testing Color.

## Requirement Attributes

Drug Test (Assigned: 9/26/2014; Start: 9/26/2014)

- Blue
- Green
- Red
- Yellow

# Run the Report


This report can be scheduled to run as often as you wish. However, it can be run manually.

*Select the Report*

*Select the Date you wish clients to appear for drug testing*

Create Events For Requirements  
Enter report criteria and press "Submit"

---

Event date: 10/1/2014 x 

---

Running this report causes the clients to be selected randomly for drug testing per the parameters set up in the report. It will add an EVENT or appointment to the client's case putting them on a drug testing calendar for the date specified above.

Once the report has run, Quest will send a designated person (or the person who ran the report) a Quest message. The message will indicate which colors were selected this time.

**Messages**  
Karlene Thompson

Delete	Message	Status
	<a href="#">Add a new message</a>	
<input type="checkbox"/>	Output <b>Create Events for Requirements</b> is ready for viewing. --> Added by Karlene Thompson on 9/28/2014 9:30:44 AM	--Select--
<input type="checkbox"/>	Job successful - CREATEEVENTSREQ Start: 9/28/2014 9:30:43 AM; End: 9/28/2014 9:30:44 AM; Return code: 0. --> Added by Karlene Thompson on 9/28/2014 9:30:44 AM	--Select--

<b>Create Events for Requirements</b> <b>Williamson County Juvenile Court</b> Events Created for 10/1/2014	
Match	Description
PROG/DRUG//RED	Court Program Drug Test Red
PROG/DRUG//BLUE	Court Program Drug Test Blue
2 records found.	

As the people show up for their drug testing, you can “dispose” of the event by selecting whatever event dispositions were set up for this.

These event dispositions cause different actions in the system.

- If a sample is provided, it can automatically add a substance report to the person detail screen.
- The substance report being added can automatically assess a fee.
- If a party fails to appear, it can send a message to the probation officer.

### List Court Docket

---

Filter: Court:\*  Date:\*

Detained only  Added today only  Include disposed


Display:  Alphabetical  Names and cases only  Separate by case type

Print:  Case barcode  Blank lines

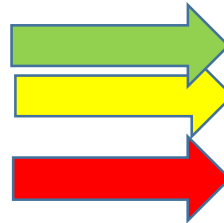
[Submit](#)

Hearing	Name	Case	Statu
1. 8:00A (1 mins) D or A Test Resch By Party	BENNETT DOB: 3/10/2002 Age: 16	DEF) 38359-94JC1-2019- JD-417 Delinquency LF#-38359 Referred by: WCSD	
2. 8:00A (1 mins) D or A Test Sample Provided	BJORK, [REDACTED] DEF) DOB: 5/17/2002 Age: 18	301/1- 38273-94JC1-2019- JD-318 Delinquency LF#-38273 Referred by: FPD	
3. 8:00A (1 mins) D or A Test Sample Provided	DEMOS, [REDACTED] DOB: 2/11/2002 Age: 18	DEF) 38161-94JC1-2019- JD-584 Delinquency LF#-38161 Referred by: FPD	
4. 8:00A (1 mins) D or A Test Fail to Appear	LANCONI, [REDACTED] (62991/3-DEF) DOB: 5/29/2002 Age: 16	JEL) 37863-94JC1-2019- JD-413 Delinquency LF#-37863 Referred by: WCSD	

The substance reports can automatically add a drug testing fee to the fee requirement.



<b>- Last 10 Substance reports</b> <a href="#">(List Substance Reports)</a> <a href="#">Top</a>	
<b>1/7/2020 11:11:05 AM - Averhealth Lab Tests; Results: Negative</b>	
<b>12/3/2019 5:32:15 PM - Averhealth Lab Tests; Results: Negative</b>	
Drug and/or Alcohol Test on 12/3/2019 at 8:00 AM in Drug and Alcohol Testing (Sample Provided)	
<b>11/21/2019 4:38:20 PM - Averhealth Lab Tests; Results: Negative</b>	
Drug and/or Alcohol Test on 11/21/2019 at 8:00 AM in Drug and Alcohol Testing (Sample Provided)	



<b>- Requirement transactions</b> <input type="checkbox"/> Descending <a href="#">Top</a> <a href="#">Options</a>				
Date	Type	Number	Memo	Amount
<b>11/21/2019 12:00 AM</b>	Debit/Credit		51816	10.00
<b>11/21/2019 4:38:20 PM</b>	Assessment		Assess Drug Fee	10.00
<b>12/3/2019 5:32:15 PM</b>	Assessment		Assess Drug Fee	10.00
<b>12/3/2019 5:33:54 PM</b>	Debit/Credit		Pay Drug Fee	20.00
<b>1/7/2020 11:11:10 AM</b>	Assessment		Assess Drug Fee	10.00



# Event Disposition

An “unsuccessful” disposition will send a message to the Quest users assigned to the case.


## Messages Karlene Thompson

### Message

[Add a new message](#)


Disposed - Drug Test on 9/29/2014 at 8:00 AM in Drug Testing (Parties Failed to Appear) for case(s): McKinley Paige Hannah (7; Case: 1; 94JC1-2014-JD-6)  
--> Added by Bill Gottlieb on 9/29/2014 7:27:59 AM

## Event Detail

Event date/time:\* 10/1/2014 8:00 AM  Wednesday


Event type:\* DRUG - Drug Test

Scheduling agency: Perry County Juvenile Court

Court: DRUG - Drug Testing 

Estimated length in minutes:\* 1

Location:

Disposition: FTP - Failed to Provide 

Disposition date/time: 

Actual start date/time:  Actual end c

Event attributes:  **Interpreter Required**

Notes:


# Event Disposition


An “successful” disposition will add a substance report with negative results and if set up, will add a fee for the drug test.

[- Last 10 Substance reports \(List Substance Reports\) Top](#)  
[9/29/2014 7:07:50 AM - Aegis Lab Tests; Results: Negative](#)  
[Drug Test on 9/29/2014 at 8:00 AM in Drug Testing \(Sample Provided\)](#)


### Event Detail

---

Event date/time:\* 9/29/2014 8:00 AM  Monday Choice: 0


Event type:\* DRUG - Drug Test 


Scheduling agency: Williamson County Juvenile Court


Court: DRUG - Drug Testing 

Estimated length in minutes:\* 1

Location:

Disposition: SAMP - Sample Provided 

Disposition date/time: 9/29/2014 10:59:09 am 

Actual start date/time:   Actual end date/time:

Event attributes:  **Interpreter Required**

Notes: