

Requirement referral report

Report Description:

This report will search for the specific requirement requested and report the numbers for the specific time period plus since inception. It will report referring agency, sex, age, race, zip code and ethnicity of participant. It will report case attributes, crime types, as well as provide the number of requirements and the different requirement statuses during the period.


Running the Report:


Enter the beginning and ending date. You could also enter a second date range to compare. So 9/1/17 to 9/30/17 to compare last year to this year.

Select the requirement type/code to report.


You may select a specific provider and/or you may select a specific assignment role.


Requirement Referral Report
Enter report criteria and press "Submit"



From date 1:* 

To date 1:* 


NOTE: If you decide to specify a second date range, the report will compare the two date ranges. Requirement status information will be based on the first date range though.


From date 2: 

To date 2: 

Requirement type/code to report:  

NOTE: You may select a Requirement type and code OR just the Requirement type. If you select only a Requirement type, then statistics will be generated for each requirement code of that type. If no Requirement type is selected the report will run for all requirements.

Provider (only applies if requirement entered): 

Specify assignment info for: 

The Report:

Requirement referral report

Category	9/1/2018 - 9/30/2018		Since Inception	
	Count	Percent	Count	Percent
1. Referring agencies				
Airport Police Department	0	0.00	35	0.04
Beech Grove Police Department	3	5.45	1057	1.07
Building Authority	0	0.00	1	0.00
Butler University Police	0	0.00	40	0.04
2. Sex of referrals				
Female	13	23.64	30110	30.50
Male	42	76.36	68592	69.47
Unspecified	0	0.00	33	0.03
3. Age of referrals				
4. Race of referrals				
5. Ethnicity of referrals				
6. Zip of referrals				
7. Attributes				
8. Crime type				
9. Requirement				
Probation				
Courtesy Supervision	0	0.00	271	0.24
Diverson Contract	0	0.00	22052	19.33
Formal probation	42	76.36	55980	49.08
10. Status as of 9/30/2018				
Administratively Closed	0	0.00	559	0.49
Administratively Transferred to Other Agency	0	0.00	10	0.01
Completed	20	2.89	487	0.43
Total Status as of 9/30/2018	692		114059	

Where the data comes from:

1. Referring Agency is coming from the incident referring agency.
2. Through 6. Is coming from the person identifying information.
7. Attributes is case attributes.
8. Crime type is coming from the statutes table, sort level.
9. Is reporting the number of requirement codes.
10. Is reporting the requirement status of each of the different types of requirements.

Report Settings:

There is no special set up required for this report.

-- Required settings --

class=equest.app.reports.RequirementReferrals

Prompt the user

prompt.parm.1=startDate

prompt.parm.1.type=date

prompt.parm.1.label=From date 1

prompt.parm.1.required=true

prompt.parm.1.default=begPrevMonth

prompt.parm.2=endDate

prompt.parm.2.type=date

prompt.parm.2.label=To date 1

prompt.parm.2.required=true

prompt.parm.2.default=endPrevMonth

prompt.parm.3=message2

prompt.parm.3.type=message

prompt.parm.3.label=NOTE

prompt.parm.3.primaryValue=If you decide to specify a second date range, the report will compare the two date ranges. Requirement status information will be based on the first date range though.

Prompt the user

prompt.parm.4=startDate2

prompt.parm.4.type=date

prompt.parm.4.label=From date 2

prompt.parm.4.required=false

prompt.parm.4.default=

prompt.parm.5=endDate2

prompt.parm.5.type=date

prompt.parm.5.label=To date 2

prompt.parm.5.required=false

prompt.parm.5.default=

prompt.parm.6=promptRequirement

prompt.parm.6.type=requirementCode
prompt.parm.6.label=Requirement type/code to report
prompt.parm.6.required=false

prompt.parm.7=message2
prompt.parm.7.type=message
prompt.parm.7.label=NOTE
prompt.parm.7.primaryValue=You may select a Requirement type and code OR just the Requirement type. If you select only a Requirement type, then statistics will be generated for each requirement code of that type. If no Requirement type is selected the report will run for all requirements.

prompt.parm.8=provider
prompt.parm.8.type=tables
prompt.parm.8.length=4
prompt.parm.8.label=Provider (only applies if requirement entered)
prompt.parm.8.required=false
prompt.parm.8.primaryValue=Provider
prompt.parm.8.secondaryValue=

prompt.parm.9=agency
prompt.parm.9.type=tables
prompt.parm.9.length=4
prompt.parm.9.label=Specify assignment info for
prompt.parm.9.required=false
prompt.parm.9.primaryValue=Agency