

Requirement sanctions/incentives statistics


Report Description:


This will search for a specific requirement and report the number of each possible sanction and incentive used during the requested time period.



Running the Report:

Enter the beginning and ending dates. Select the requirement for which you wish to view statistics. If you wish to pull the requirements for only specific agency, division, unit or user ID, you can select the appropriate options.


Requirement Sanctions/Incentives Statistics
Enter report criteria and press "Submit"


From date:* 


To date:* 

Requirement type/code to report: 
 

NOTE: You may select a Requirement type and code OR just the Requirement type. If you select only a Requirement type, then statistics will be generated for each requirement code of that type.

Agency: 

Division: 

Unit: 

User ID:

NOTE: You may enter either agency or user ID, but not both. Along with agency, you may also enter a division and/or unit.

The Report:

Requirement sanctions/incentives statistics Monroe Circuit Court Probation 9/1/2018 - 9/30/2018		
Description	Count	Avg Days
CASP LEVELS 2-5 TOTAL TIME -- PRETRIAL		
1. Incentives		
Ticket for Fish Bowl (Incentive Card Completed)	2	94.50
Completing Incentive Card	2	94.50
Verbal Praise	7	12.43
Abiding by Schedule (CASP)	2	19.00
Attending All Appointments	1	0.00
Attending Treatment	1	14.00
Obtaining Employment	1	21.00
Other	1	14.00
Paying Fees	1	0.00
2. Sanctions		
Other	1	5.00
Unauthorized Leave (CASP)	1	5.00
Verbal Warning	3	10.00
Failure to Answer Door / Phone (CASP)	1	5.00
Unauthorized Leave (CASP)	2	12.50
Written Warning	1	75.00
Unauthorized Leave (CASP)	1	75.00
3. Ratio of incentives to sanctions	Incentives: 9 Sanctions: 5	1.80

Where the data comes from:

The report searches for the requested requirement and reports the total number of sanctions and incentives used during the time period for that requirement.

Requirement Detail

[Cases](#) | [Attributes](#) | [Alerts](#) | [Phases](#) | [Treatments](#) | [Incentives](#) | [Sanctions](#) | [Phase Hours](#)

Requirement type: [COMMUNITY CORRECTIONS](#)
Requirement code: [CASP LEVELS 2-5 TOTAL TIME -- PRETRIAL](#)

- Incentives for this requirement Top Add			
Action date	Incentive	Reason	Notes
9/4/2018	Verbal Praise	Obtaining Employment	

- Sanctions for this requirement Top Add			
Action date	Sanction	Reason	Notes
8/23/2018	Other	Failure to Follow Schedule (CASP)	Verbal Coaching.
8/27/2018	Verbal Warning	Failure to Follow Schedule (CASP)	
9/3/2018	Verbal Warning	Unauthorized Leave (CASP)	

Report Settings:

```
# -- Required settings --  
class=equest.app.reports.SanctionIncentiveStats  
  
# Requirement types to include when looking at sanctions/incentives.  
# Only uses these if user doesn't specify when submitting the report.  
# If nothing defined, all requirements will be included.  
# requirement.n=TYPE or TYPE/CODE (uppercase)  
  
## Prompt the user  
prompt.parm.1=startDate  
prompt.parm.1.type=date  
prompt.parm.1.label=From date  
prompt.parm.1.required=true  
prompt.parm.1.default=begPrevMonth
```

prompt.parm.2=endDate
prompt.parm.2.type=date
prompt.parm.2.label=To date
prompt.parm.2.required=true
prompt.parm.2.default=endPrevMonth

prompt.parm.3=promptRequirement
prompt.parm.3.type=requirementCode
prompt.parm.3.label=Requirement type/code to report
prompt.parm.3.required=false

prompt.parm.4=message
prompt.parm.4.type=message
prompt.parm.4.label=NOTE
prompt.parm.4.primaryValue=You may select a Requirement type and code OR just the Requirement type. If you select only a Requirement type, then statistics will be generated for each requirement code of that type.

prompt.parm.5=agency
prompt.parm.5.type=tables
prompt.parm.5.length=4
prompt.parm.5.label=Agency
prompt.parm.5.required=false
prompt.parm.5.primaryValue=Agency

prompt.parm.6=division
prompt.parm.6.type=tables
prompt.parm.6.length=4
prompt.parm.6.label=Division
prompt.parm.6.required=false
prompt.parm.6.primaryValue=Division

prompt.parm.7=unit
prompt.parm.7.type=tables
prompt.parm.7.length=4
prompt.parm.7.label=Unit
prompt.parm.7.required=false
prompt.parm.7.primaryValue=Unit

prompt.parm.8=userID
prompt.parm.8.type=string
prompt.parm.8.length=18
prompt.parm.8.label=User ID
prompt.parm.8.required=false
prompt.parm.8.primaryValue=

prompt.parm.9=message1
prompt.parm.9.type=message
prompt.parm.9.label=NOTE
prompt.parm.9.primaryValue=You may enter either agency or user ID, but not both. Along with agency, you may also enter a division and/or unit.