

Case Processing Extract

Menu | Miscellaneous | Reporting | Reports |
Click the Edit available reports button.
Select the Indiana Case Processing Extract

Case Types to include

case types to include
caseType.n=CASETYPE (uppercase)
caseType.1=JD
caseType.2=JS
caseType.3=JM

Person Roles to include

person roles to include
role.n=ROLE IN CASE (uppercase)
role.1=DEF

Incident Type to include

incidentTypes to include
incidentType.n=INCIDENT TYPE (uppercase)
incidentType.1=ARR
incidentType.2=REF

Incident Types that mean paper referral

incident types that mean paper referral
paperReferralType.n=INCIDENT TYPE (uppercase)
paperReferralType.1=REF

RAI Assessment Type

RAI assessment type
assessmentType=ASSESSMENT TYPE (uppercase)
assessmentType=RAI

Detention Hearing Event Type

detention hearing event types
detentionHearingEventType.n=EVENT TYPE (uppercase)
detentionHearingEventType.1=DET
detentionHearingEventType.2=DTIN

Initial Hearing Event Type

initial hearing event types
initialHearingEventType.n=EVENT TYPE (uppercase)
initialHearingEventType.1=INI
initialHearingEventType.2=DTIN

Fact Finding Event Type

fact finding event types
factFindingEventType.n=EVENT TYPE (uppercase)
factFindingEventType.1=FAC
factFindingEventType.2=PTR

Preliminary Inquiry Event Type

prelim inquiry event types
piEventType.n=EVENT TYPE (uppercase)
piEventType.1=PI

PI Document Name

prelim inquiry document types
piDocType.n=TEMPLATE NAME (uppercase)
piDocType.1=PROBPI
piDocType.2=PI03

PDR Document Name

pdr document types
pdrDocType.n=TEMPLATE NAME (uppercase)
pdrDocType.1=PROBPDR

Attorney Assigned Role

assigned roles for attorney
attorneyAssignedRole.n=ASSIGNED ROLE (uppercase)
attorneyAssignedRole.1=PD
attorneyAssignedRole.2=ATTY

Continued Event Disposition

event dispositions that mean continued
continuedEventDispo.n=EVENT DISPOSITION (uppercase)
continuedEventDispo.1=CTN

Evaluation Requirement Type

requirment types or type/codes that count as an evaluation
evaluationRequirementType.n=REQUIREMENT TYPE or TYPE/CODE (uppercase)

Evaluation Assessment Type

assessment types that count as an evaluation
evaluationAssessmentType.n=ASSESSMENT TYPE (uppercase)
evaluationAssessmentType.1=MHA
evaluationAssessmentType.2=SUB

Documents that count as an evaluation

document types that count as an evaluation
evaluationDocumentType.n=TEMPLATE NAME (uppercase)

Informal Adjustment Requirement Type/Code

requirement types or type/codes that count as informal adjustment
iaRequirementType.n=REQUIREMENT TYPE or TYPE/CODE (uppercase)
iaRequirementType.1=PROB/IF

Probation Requirement Type/Code

requirement types or type/codes that count as probation
probationRequirementType.n=REQUIREMENT TYPE or TYPE/CODE (uppercase)
probationRequirementType.1=PROB/AD
probationRequirementType.2=PROB/FR

Case Status that means Referral Decision

Map case status to referral decision. Replace STATUS or STATUS/REASON with your values (uppercase)
referralDecisionCaseStatus.STATUS=one of the following descriptions
referralDecisionCaseStatus.STATUS/REASON=one of the descriptions
Petition Filed
Referred to Other Agency
Informal Adjustment
Dismiss
referralDecisionCaseStatus.FI=Petition Filed
referralDecisionCaseStatus.RAJ=Referred to Other Agency
referralDecisionCaseStatus.IA=Informal Adjustment
referralDecisionCaseStatus.DM=Dismiss

Disposition Requirement Type/Code

Map requirements to dispositions. Replace TYPE or TYPE/CODE with your values (uppercase)
docRequirementType.n=TYPE or TYPE/CODE
detentionRequirementType.n=TYPE or TYPE/CODE
placementRequirementType.n=TYPE or TYPE/CODE
docRequirementType.1=COMM/BS
docRequirementType.2=COMM/GS
placementRequirementType.1=PLAC
placementRequirementType.2=GH
placementRequirementType.3=FC

Committed to Detention Stay Reason

```
# Map stay reason codes that mean committed to detention (uppercase)
# detentionStayReasonType.n=TYPE
detentionStayReasonType.1=CD
detentionStayReasonType.2=WE
detentionStayReasonType.3=CDV
```

Case Status to Skip

```
# Case statuses that, if ever on a case, the case should be skipped. Replace STATUS or STATUS/REASON with
your values (uppercase)
# caseStatusesToSkip.n=STATUS or STATUS/REASON
caseStatusesToSkip.1=CVI
caseStatusesToSkip.2=DIR
caseStatusesToSkip.3=OINE
caseStatusesToSkip.4=OINA
```

It would be helpful to exclude cases from the sample where there is a waiver to adult court (case status or status reason must contain the word adult). The intent is to focus on new offenses that move through the juvenile system. Also if a case status is Venued In or Transferred In – we do not want to include those if they have had court in other counties and are then sent to us for supervision.

Case Status to Include

```
# Case statuses that, if ever on a case, the case will be included. If none defined, the case will be included.
Replace STATUS or STATUS/REASON with your values (uppercase)
# caseStatusesToInclude.n=STATUS or STATUS/REASON
```

Information pulled from Casey QRS Report settings

Secure Locations

```
# -- List of locations to count as secure for this report (capitalize codes)
# -- If none specified, we will use LocationCode table to determine this
# secure.n=<LOCATION CODE>
secure.1=B
secure.2=C
```

Keep Secure

```
# location codes that should continue counting as secure once a secure stay starts
# keepSecure.n=<LOCATION CODE>
keepSecure.1=DIAG
keepSecure.2=TEMP
```

Requirement Type/Codes that are the alternatives to detention (ATD)

```
# -- List of requirement type/codes for this report (capitalize)
# typeCode.n=<TYPE/CODE>
typeCode.1=PROG/DAY
typeCode.2=CC/EM
```

Overview

This report will look for any cases that match the “**caseType**” as defined in the report settings. If a case is found it will look at the Names associated with the case to determine if any match the “**role**” as defined in the report settings. If found, it will see if that role had a start date that started during the reporting period.

The report will then look at the incidents attached to that case, to determine if any match the “**incidentType**” report settings, starting with the most recent and working backward. If an incident is found, the information about that case and person is now included in this report. The report will look for data between the start date and end date of that case.

Report Field Descriptions

Column	Case Names
Jurisdiction	The name of the county from which this report is pulling data.
Row ID	This is a sequential number for each record on the report.
Youth ID	File number of person (if there is no file number then it will put a Q and the person ID)
Incident Date	The date of the alleged delinquent act. This will look for the latest incident attached to the case, where the incident type matches the “ incidentType ” settings. If one is found, it will report the incident date and time. If one is not found, this person will not appear on this report.
Intake/DST Date	The date the Detention Screening Tool (DST) was administered. The report will search the Assessments section for an assessment that matches the “ assessmentType ” settings. If one is found, this column will display the date of the assessment, otherwise this column will be empty. The report will search from 24 hours prior to the incident date through 24 hours after the incident date.
Date of Birth	Displays the date of birth for this person from the Person Detail screen.
Age	Displays the age of this person at the time of the incident.
Ethnicity	The long description of the Ethnicity selected on the Person Detail screen. If no ethnicity is selected this column will be empty.
Race	The long description of the Race selected on the Person Detail screen. If no race is selected the column will say Unknown.
Gender	The long description of the Sex selected on the Person Detail screen. If no sex is selected the column will default to Male.
Residence Zip	The zip code of the city/town where the youth resided at the time of the incident. It will display the zip code of the “home” address at the time of the incident. (In the table “Address Type”, if the type has home=Y, that is considered the “home” address.) If a home address is not found, it will look for any type of address and if found will return that zip code. If no address is found, this field will be empty. The report will look 30 days in the future. So, the address from date must be <= incident date + 30 days. The address to date must be > incident date.
Location of Residence	The city/town where the youth resided at the time of the incident. It will display the city/town of the “home” address. If no home address is found, it will look for any type of address and if found return that city/town. If no address is found, this field will be empty. The report will look 30 days in the future. So, the address from date must be <= incident date + 30 days. The address to date must be > incident date.
Setting of Incident	The setting in which the incident took place (i.e. school, community, etc.)

	<p>This is not currently being pulled from anywhere so this column will be empty. <i>We could possibly use the incident attributes section for this column.</i></p>
Incident Zip	<p>Zip code of the city/town where the incident occurred.</p> <p>This will display the information in the “geocode” field. The report will check the first incident statute first. If it has this information that will be displayed, otherwise it will look at the incident.</p>
Location of Incident	<p>City/town where the incident occurred.</p> <p>This will display the information in the “location” line from the Incident Detail screen. The report will check the first incident statute first. If it has this information that will be displayed, otherwise it will look at the incident.</p>
Referring Agency	<p>The entity that referred the youth for the alleged delinquent act.</p> <p>This will display the referring agency from the incident.</p>
Most Serious Alleged Offense	<p>Most Serious Alleged Offense the youth was alleged to have committed (i.e. Theft, Battery, Robbery, etc.)</p> <p>The report finds the most serious incident statute. It will list the most serious based on the tables “statute severity” and “statute severity class” for each statute. If it finds multiple statutes with the same severity and class, it will list the first one it finds.</p>
Most Serious Alleged Offense Category	<p>This column will list the statute severity of the most serious incident statute. Felony, Misdemeanor, or Status.</p>
Most Serious Alleged Offense Level	<p>This column will list the statute severity class of the most serious incident statute. Level 1-6 or Class A-D.</p>
Paper Referral	<p>Whether the referral was a paper referral (i.e. a referral sent directly to the Prosecutors’ Office or Probation Department for which an immediate detention decision was NOT requested)</p> <p>The report will search the incident to determine if the incident type matches the “paperReferralType” settings OR if you do not define paper referral types AND there is no RAI found. If it does find a match, this column will display a “Yes”, otherwise it will display a “No”.</p>
DST Recommendation	<p>The detention decision recommended by the DST:</p> <p>If a DST was found, this column will display the Scored Level of that Assessment, otherwise this column will be empty.</p>
Detention Decision	<p>The detention decision recommended by the DST:</p> <p>If a DST was found, this column will display the Assessment Level of that Assessment, otherwise this column will be empty.</p>
Detention Decision Date	<p>If a DST was found, this column will display the Assessment date and time, otherwise this column will be empty.</p>
Referral Received	<p>The date the juvenile justice system received information regarding the alleged delinquent act (i.e. from Law Enforcement or the Prosecutor’s Office).</p> <p>This column will display the Start Date of the case name.</p>
Secure Detention Admission	<p>The date the youth was admitted to secure detention, if applicable.</p> <p>The report will look for “secure” locations as defined in the Casey QRS report. If found, this column will display the start date and time of that location, otherwise this column will be empty.</p>
Secure Detention Release	<p>The date the youth was released from secure detention.</p>

	<p>If a “secure” location was found, the report will look for the release date and time of that location. If found, this column will display the release date and time of that location, otherwise, this column will be empty.</p>
ATD Continuum Entry Date	<p>the date the youth entered the Alternative to Detention (ATD) continuum (if the youth was placed on a pre-disposition ATD program at any point while the case is pending disposition).</p> <p>The report will look for an ATD requirement that matches the “typeCode” that was defined in the Casey QRS report that has a start date before the disposition date. If one is found, this column will display the requirement start date. If there is no pre-disposition requirement found, this column will be empty.</p>
ATD Continuum Exit Date	<p>The date the youth exited the ATD continuum (if the youth was placed on a pre-disposition ATD program at any point while the case is pending disposition)</p> <p>If an ATD requirement was found and that requirement has an end date, this column will display that end date. If no ATD requirement was found or the requirement is still open, this column will be empty.</p>
Detention Hearing	<p>The date the Detention Hearing was held.</p> <p>The report will search for a completed Detention Hearing, that matches the “detentionHearingEventType” setting. If an event is found, this column will display the latest event date before the disposition date, otherwise this column will be empty. If there were multiple stays for the person and multiple detention hearings, it will report the first detention hearing AFTER the 24 hours prior to the START of the secure stay being reported 4 columns earlier.</p>
Preliminary Inquiry Interview/Meeting	<p>The date the Preliminary Inquiry Interview/Meeting took place.</p> <p>The report will search for a completed Preliminary Inquiry Interview/Meeting, that matches the “piEventType” setting. If an event is found, this column will display the latest event date, otherwise this column will report the date the first PI Report was completed.</p>
PI Report Complete	<p>The date the Probation Officer completed the Preliminary Inquiry (PI) Report.</p> <p>The report will search for a document that matches the “piDocType” setting. If one is found, this column will list the date the first document found was completed, otherwise this column will be empty.</p>
Youth placed on IA	<p>Whether the youth was placed on a Program of Informal Adjustment.</p> <p>The report will search for a requirement type that matches the “iaRequirementType” setting. If one is found, this column will display the word “Yes”, otherwise it will display the word “No”.</p>
Date IA Started	<p>The date the Program of Informal Adjustment began.</p> <p>If an IA requirement is found, this column will display the start date of that requirement, otherwise this column will be empty.</p>
Final Referral Decision	<p>Referral Decision that was approved by the Court. Options include:</p> <ul style="list-style-type: none"> - Petition Filed - Referred to Other Agency - Informal Adjustment - Dismissed <p>Please note that if a youth was placed on an IA and, subsequently, a petition was filed on that same referral, the “Final Referral Decision” will be “Petition Filed”</p> <p>The report will look for the latest case status that matches the “referralDecisionCaseStatus” setting. If one is found, this column will list the referral</p>

	<p>decision, otherwise this column will be empty. "Dismissed" will only be the final decision if there wasn't a 'Petition Filed'.</p>
Final Referral Decision Date	<p>The date the Referral Decision was made by the Court. If a youth was placed on an IA and, subsequently, a petition was filed on that same referral, the "Final Referral Decision Date" will be the date that the petition was authorized to be filed.</p> <p>If a case status is found that matches the "referralDecisionCaseStatus" setting, the column will display the date of that case status, otherwise this column will be empty.</p>
Most Serious Alleged Offense Level Filed or Processed for Informal Adjustment	<p>the Most Serious Alleged Offense Level Filed or Processed if "Informal Adjustment" was selected as the Final Referral Decision.</p> <p>If an informal adjustment requirement is found, this column will list the statute severity class of the most serious incident statute. Level 1-6 or Class A-D.</p>
Initial Hearing	<p>The date the Initial Hearing was held.</p> <p>If a completed event matches the "initialHearingEventType" setting, the column will display the date of last matching event found before disposition, otherwise this column will be empty.</p>
Child Found to be a Dual Status Youth	<p>Answer "Yes" or "No" as to whether the child was found to be a dual status youth, pursuant to IC 31-41-2-1.</p> <p>This report will search the Preliminary Inquiry document to obtain the officer's answer to the question, "Has the child been identified as a dual status child?" If the answer was yes, this column will display the word "Yes", if it was no, it will display the word "No", otherwise this column will be empty.</p>
Admission/Denial	<p>Enter the date the final admission or denial was entered. Please note that if a denial is entered at the Initial Hearing and then changes at a subsequent hearing, the date of the latest hearing should be entered.</p> <p>This report will look in the Filed Statutes section for the plea date on any statute except violations. This column will display the latest plea date entered, otherwise this column will be empty.</p>
Fact-Finding	<p>The date the Fact-Finding Hearing was completed, if applicable.</p> <p>If a completed event matches the "factFindingEventType" setting, the column will display the date of last matching event found before disposition, otherwise this column will be empty.</p>
Adjudication	<p>The date the youth was formally adjudicated by the court.</p> <p>The report will look for the first case status that is set up in the Table "Case Status" with a meaning of Adjudicated. If found, the column will display the date of first matching case status found before disposition, otherwise this column will be empty.</p>
Most Serious Alleged Offense Level Found Delinquent	<p>The Most Serious Alleged Offense Level for which the youth was <i>Found Delinquent</i>.</p> <p>The report will search for a filed statute disposition that is set up in the Table "Statute Disposition" with a Guilty=yes. If a guilty filed statute disposition is found, this column will list the statute severity class of the most serious guilty filed statute disposition, otherwise this column will be empty.</p>
Pre-Dispositional Report Completed	<p>The date the Probation Officer completed the Pre-Dispositional Report.</p> <p>The report will search for a document that matches the "pdrDocType" setting. If one is found, this column will list the date the first document was completed, otherwise this column will be empty.</p>
Disposition	<p>The date of the <i>final</i> disposition of the case. If the petition was filed and later dismissed, include the date of dismissal as the disposition date.</p>

	<p>The report will look for the first case status that is set up in the Table “Case Status” with a meaning of disposed. If found, this column will display the date of first matching case status found, otherwise this column will be empty.</p>
Date Attorney Appointed	<p>The date the youth’s Defense Attorney was appointed or when their appearance was entered with the Court</p> <p>The report will search the Case Assignments to see if there is a Role that matches the "attorneyAssignedRole" setting. If one is found it will check the Case Assignment start date to determine if it started during the reporting period. If found, this column will display the Case Assignment start date, otherwise this column will be empty. The report will get the earliest date one was assigned</p>
# of Continuances before Disposition	<p>The number of times hearings were continued prior to the final disposition of the case.</p> <p>If there is a case status that means disposed, the report will search the Events section for a court event disposition that matches the "continuedEventDispo" setting. This column will display the number of times found before disposition, otherwise this column will be empty.</p>
Total # of Evaluations Ordered before Disposition	<p>Enter the total number of evaluations (substance abuse, psychological, psychosexual etc.) ordered prior to the final disposition of the case.</p> <p>The report will search for an assessment type that matches the "evaluationAssessmentType" setting, or a document name that matches the "evaluationDocumentType" setting, or a requirement that matches the "evaluationRequirementType" setting. This column will display the number of times found before disposition, otherwise this column will be empty.</p>
IA Expected End Date	<p>The date the Program of Informal Adjustment was expected to end.</p> <p>This report will look for the Requirement Type that matches the "iaRequirementType" setting. If found, this column will display the new end date or the scheduled end date, otherwise this column will be empty.</p>
IA Actual End Date	<p>The date Program of Informal Adjustment actually ended.</p> <p>This report will look for the Requirement Type that matches the "iaRequirementType" setting with a requirement status that is that is set up in the Table “Requirement Status” with a “still open=N”. If found, this column will display the requirement status date, otherwise this column will be empty.</p>
Disposition Type	<p>Select the Dispositional Option ordered by Court:</p> <ul style="list-style-type: none"> - Probation Supervision - Residential Placement (while youth ordered to Residential Placement are generally also on probation, this should be selected when it is the primary option) - Department of Correction - Juvenile Detention Facility - Other - Not Applicable <p>Please note that if the “Final Referral Decision” is anything other than “Petition Filed,” the Disposition Type will be “Not Applicable.”</p> <p>This report will search the Requirements section for a requirement on or after disposition date that matches the "docRequirementType" setting, then look for detention, either a requirement that matches the "detentionRequirementType" setting, or a stay reason that matches the "detentionStayReasonType" setting, then look for a requirement that matches the "placementRequirementType" setting, then look for a requirement that matches the "probationRequirementType" setting.</p>

	<p>If a requirement is found, this column will display the appropriate type of supervision. If there is no matching requirement but there is a secure location open as of the date of disposition, this column will display “Juvenile Detention Facility.”</p> <p>If none of the above were found, this column will display the word “other.”</p> <p>We want the earliest disposition for the case. So, if 2 or more from the hierarchy are earliest on the same date, then we'll use the hierarchy. Otherwise, we just use the earliest by date.</p>
Formal Probation Expected End Date	<p>The date Formal Probation was expected to end.</p> <p>This report will search for a requirement that matches the “probationRequirementType” setting. If found, this column will display the new end date or the scheduled end date, otherwise this column will be empty.</p>
Formal Probation Actual End Date	<p>The date formal probation actually ended.</p> <p>This report will search for a requirement that matches the “probationRequirementType” setting with a requirement status that is that is set up in the Table “Requirement Status” with a “still open=N”. If found, this column will display the requirement status date, otherwise this column will be empty.</p>
Informal Adjustment/ Probation Term	<p>The duration of the IA or probation supervision term.</p> <p>The report will determine the length of time between the requirement start date and status closed date and calculate if this was closed within 0-6 months or 7-12 months.</p>
DST Draft Score	<p>The score the from the DST draft regarding identified referral.</p> <p>If a DST was found, this column will display the Overall Score of that Assessment, otherwise this column will be empty.</p>
Warrant Date	<p>The earliest date a warrant was issued on the case.</p>

EXAMPLES

Reporting Period 1/1/17 to 6/30/17

The report found a case type that matched the “**caseType**” settings. It then found that the name associated with that case that had a role that matched the “**role**” settings. That case name had a start date during the reporting period.

The screenshot shows a case record in a table. The header row is labeled "- Cases Top". The case record is: "Juvenile Miscellaneous - 41C01-1704-JM-000099 (Closed)" with the role "McFadden, Jonah Robert Indiana(Case 1) - Defendant" and a date range "17 thru 8/9/2017". A red arrow points from the date range to a blue box labeled "Referral Received". Two other red arrows point to the case title and the defendant name.

The report then found an incident that matched the “**incidentType**” setting. If a matching incident had not been found, this person would not appear on the report. The report also checks to see if the incident type matches the “**paperReferralType**” setting.

The screenshot shows an incident record in a table. The header row is labeled "- Incidents Top". The incident record is: "1/31/2017 5:30 PM - Arrest referred by Franklin Police Department" with the category "1 - Battery Resulting in Bodily Injury (IC 35-42-2-1(b)(1)), a Class A Misdemeanor". A large red arrow points to the header. Three blue boxes with lines pointing to the record are labeled "Most Serious Alleged Offense", "Level", and "Category".

The screenshot shows a form with the following fields and annotations:

- Incident date/time: 1/31/2017 5:30 PM (Annotated as Incident Date)
- Incident type:* ARR - Arrest (dropdown menu)
- Referring agency:* FPD - Franklin Police Department (Annotated as Referring Agency)
- Location: Home (Annotated as Location of Incident)
- Geocode: (empty field)
- Incident ID: 17011418F (Annotated as Incident Zip)
- Blood alc: (empty field)

Assessments

An Assessment was found that matched the “assessmentType” setting.

Intake/DST Date	DST Recommendation	Detention Decision	Detention Decision Date	DST Draft Score
1/31/2017 23:12	Release	Override - Release with Conditions	1/31/2017 23:12	4

Intake/DST Date

Detention Decision Date

Assessment date/time: 1/31/2017 11:12:19 PM

Assessment type: Detention RAI

RAI Assessment Type

Assessment reason:* INIT - Initial

Overall score: 4

DST Draft Score

Scored level:* REL - Release

DST Recommendation

Assessment level:* ORWC - Override - Release with Conditions

Detention Decision

PI/PDR

The report found a completed Preliminary Inquiry event that matched the “**piEventType**” settings as well as a Preliminary Inquiry Report that matched the “**piDocType**” settings.

Preliminary Inquiry Interview/Meeting	PI Report Complete
3/10/2017	3/17/2017

- Last 20 Events Top			
Event date/time	Event type	Court	Disposition
4/6/2017 4:30 PM	Appointment to Sign Informal Diversion Agreement	Probation	Completed
3/10/2017 10:30 AM	Preliminary Inquiry	Probation	Completed

Preliminary Inquiry Interview/Meeting

- Documents/docket entries View CCS Top	
(View)	4/6/2017 5:32:52 PM - IDA admission form
(View)	4/6/2017 5:28:57 PM - signed IDA
(View)	3/22/2017 2:46:33 PM - Letter to Schedule Informal Diversion
(View)	3/21/2017 5:22:31 PM - Informal Diversion Agreement
(View)	3/17/2017 11:01:56 AM - Probation Preliminary Inquiry
(View)	2/7/2017 7:30:39 AM - Detention Risk Assessment Instrument

PI Report Complete

The report also found a PDR document that matched the “**pdrDocType**” settings.

- Documents/docket entries View CCS Top	
(View)	4/30/2018 4:27:16 PM - PRE-DISPOSITIONAL REPORT (PDR)

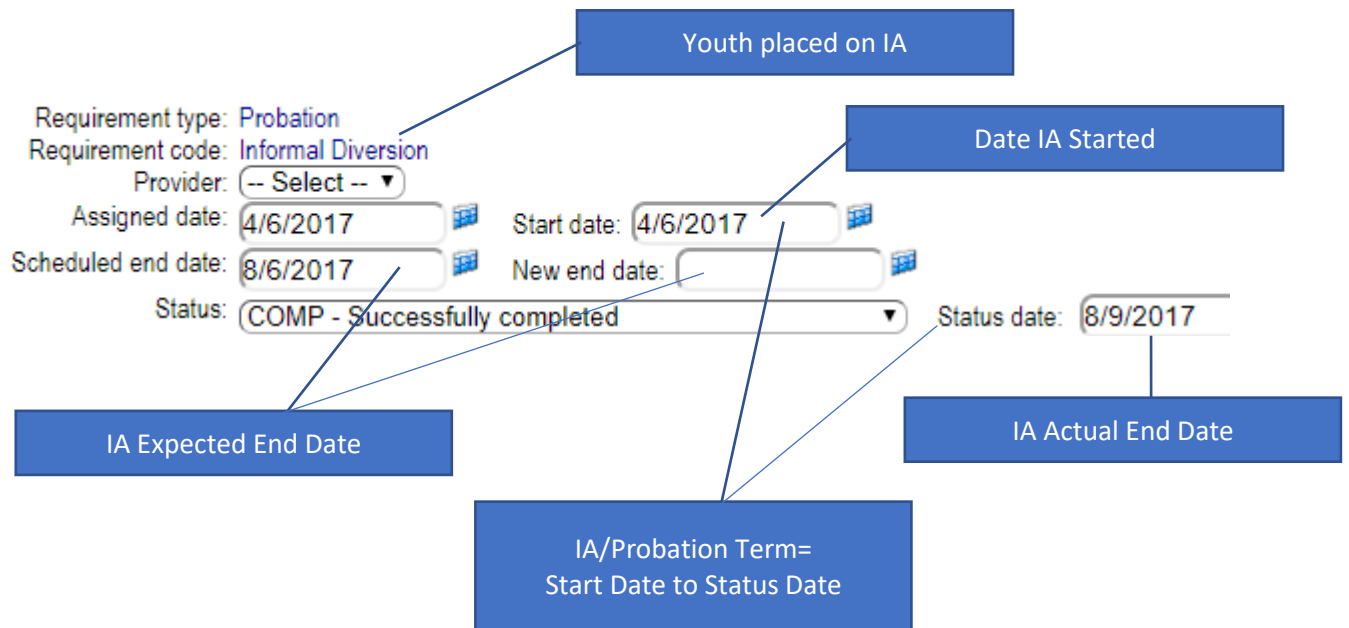
Pre-Dispositional Report Completed

Pre-Dispositional Report Completed
4/30/2018

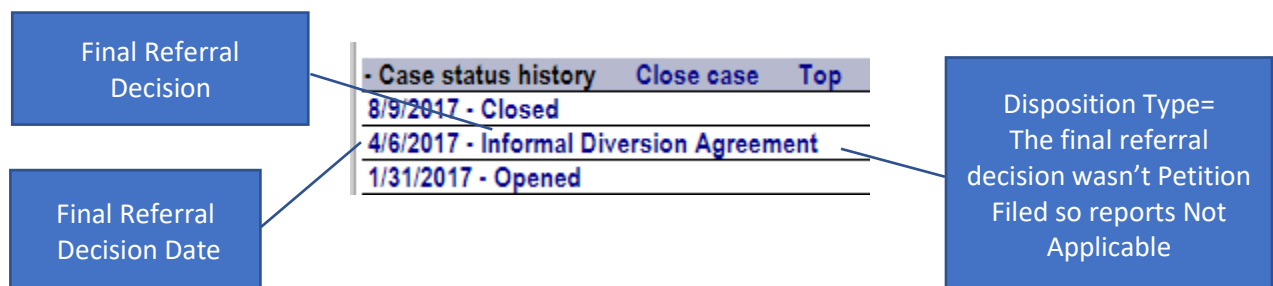
Informal Adjustment

The report found an informal adjustment requirement that matched the “**iaRequirementType**” settings.

Youth placed on IA	Date IA Started	IA Expected End Date	IA Actual End Date	Informal Adjustment/ Probation Term
Yes	4/6/2017	8/6/2017	8/9/2017	0-6



Final Referral Decision	Final Referral Decision Date	Disposition Type
Informal Adjustment	4/6/2017	Not Applicable



Secure Detention

The report found a secure location that matched the “secure” settings as defined in the QRS Casey Report.

Secure Detention Admission	Secure Detention Release
2/1/2017 8:09	2/14/2017 16:30

- Locations		Top		Total secure: 13 days 15 hrs	Total non-secure: 0 secs
Date/time	Location	Secure	Bed	Duration	
2/1/2017 8:09 AM	B pod	Yes	211	13 days 8 hrs	
2/1/2017 1:30 AM	RSR	Yes	I	6 hrs	

- Reasons		Top				
Start	Case	Agency	Reason	End	By	Reason
2/1/17 8:09 AM	7	Probation	Pending Court	2/14/17 4:30 PM	Benfield, Davida	Elec Mon
2/1/17 1:30 AM	7	Probation	RSR	2/1/17 8:09 AM	Bryant, Bobbi	Detention

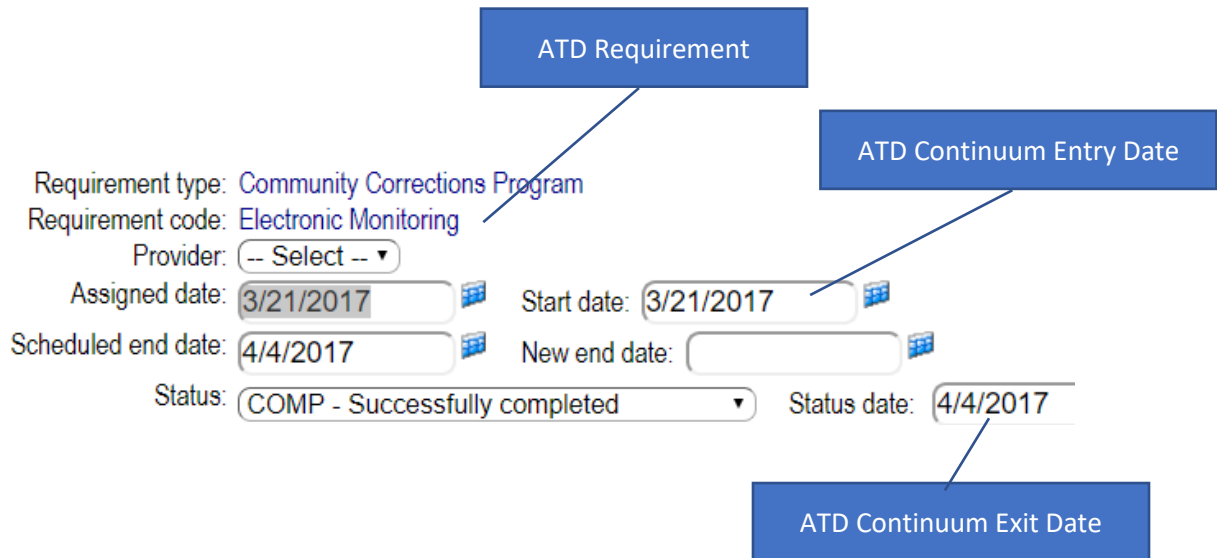
Secure Detention Admission

Secure Detention Release

Alternative to Detention (ATD)

The report found a Requirement type/code that matched the “typeCode” setting that was defined in the QRS Casey Report as an Alternative to Detention (ATD).

ATD Continuum Entry Date	ATD Continuum Exit Date
3/21/2017	4/4/2017



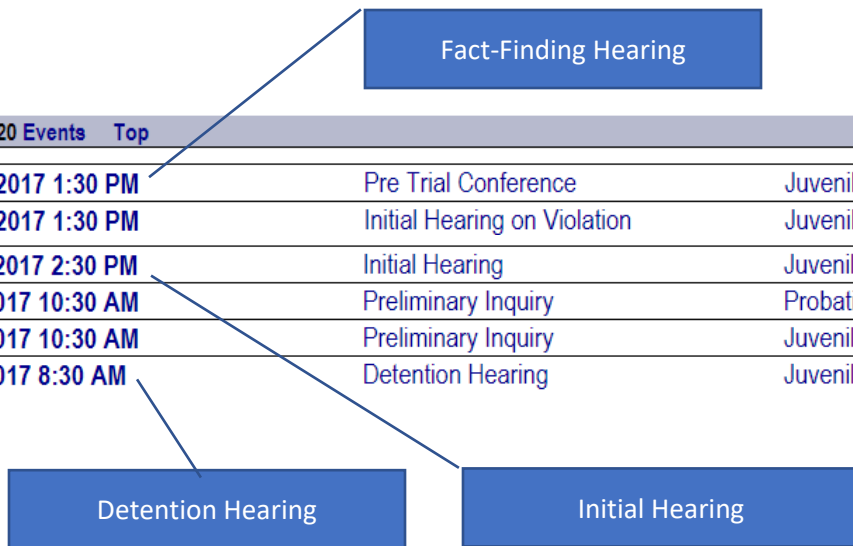
Events

The report looks for completed events that match the “**detentionHearingEventType**” setting, the “**initialHearingEventType**” setting, and the “**factFindingEventType**” setting that happen BEFORE the case was disposed.

AC	AK	AN
Detention Hearing	Initial Hearing	Fact-Finding
2/2/2017	2/14/2017	

In this example even though there was a Fact-Finding hearing found, it happened AFTER disposition so it was not reported.

- Last 20 Events Top			
4/25/2017 1:30 PM	Pre Trial Conference	Juvenile Court	Completed
4/11/2017 1:30 PM	Initial Hearing on Violation	Juvenile Court	Completed
2/14/2017 2:30 PM	Initial Hearing	Juvenile Court	Completed
2/7/2017 10:30 AM	Preliminary Inquiry	Probation	Completed
2/7/2017 10:30 AM	Preliminary Inquiry	Juvenile Court	Vacated
2/2/2017 8:30 AM	Detention Hearing	Juvenile Court	Completed



Case Status

Final Referral Decision	Final Referral Decision Date	Adjudication	Disposition
Petition Filed	2/13/2017	2/14/2017	2/14/2017

- Case status history Close case Top	
Final Referral Decision	8/15/2017 - Closed
	4/25/2017 - Violation Disposed
	4/25/2017 - Adjudicated By Admission
	3/29/2017 - Filed Violation
	2/14/2017 - Disposed
	2/14/2017 - Adjudicated By Admission
Final Referral Decision Date	2/13/2017 - Filed
	2/1/2017 - Opened

Dual Status

The column reports the answer to this question from the Preliminary Inquiry Report.

Child Found to be a Dual Status Youth
No

Probation Preliminary Inquiry

Has the child been identified as a dual status child?

List; select 1

Updates completed successfully

Update
 Cancel
 Refresh
 Backwards
 Top
 Preview

Sel

- Yes
- No

Admission/Denial

This will ignore Violations and report the last plea date.

Admission/Denial
2/14/2017

Count	Plea	Date	Disposition	Date
Add a new count				
1 - Carrying a Handgun Without a License (IC 35-47-2-1), a Class A Misdemeanor	A - Admit	2/14/2017	FT - Found True by Admission	2/14/2017
1A - Violation of Probation - New Offense, a Violation	A - Admit	4/25/2017	FT - Found True by Admission	4/25/2017
1B - Violation of Probation - Technical Violation, a Violation (Curfew)	A - Admit	4/25/2017	FT - Found True by Admission	4/25/2017
2 - Possession of Marijuana (IC 35-48-4-11(a)(1)), a Class B Misdemeanor	A - Admit	2/14/2017	FT - Found True by Admission	2/14/2017

Most Serious Alleged Offense Level Found Delinquent

Most Serious Alleged Offense Level Found Delinquent

A

Names Currently Assigned to the Case

The report will search the names currently assigned to the case and check for a match to the "attorneyAssignedRole" setting, and if found, determine if it was started during the reporting period.

Start date	End date	Name	Role	Date Attorney Appointed
Add a new case assignment				
2/2/2017	8/15/2017	John Norris	Appt Attorney	2/2/2017



of Continuances before Disposition

of Continuances before Disposition
1

The report will search the Court Events for an event disposition that matches the "continuedEventDispo" settings. This column will reflect the number of times one is found before the Disposition date.

- Case status history	Close case	Top
1/9/2018 - Disposed		
1/9/2018 - Adjudicated By Admission		
12/18/2017 - Pick-up Order Authorized		
7/21/2017 - Filed		
3/29/2017 - Opened		

1/9/2018 1:30 PM	Pre Trial Conference	Juvenile Court	Completed
12/12/2017 1:30 PM	Pre Trial Conference	Juvenile Court	No Show
11/14/2017 1:30 PM	Pre Trial Conference	Juvenile Court	Continued
10/24/2017 1:30 PM	Pre Trial Conference	Juvenile Court	Completed
9/12/2017 1:30 PM	Initial Hearing	Juvenile Court	Completed
8/22/2017 9:00 AM	Initial Hearing	Juvenile Court	Completed
6/27/2017 1:30 PM	Initial Hearing	Juvenile Court	Vacated
6/27/2017 9:00 AM	Initial Hearing	Juvenile Court	Rescheduled

Total # of Evaluations Ordered before Disposition

The report will search for an evaluation that matches the "evaluationAssessmentType" setting, or the "evaluationRequirementType" setting, or the "evaluationDocumentType" settings. This column will reflect the number of times one is found before the disposition date.

- Case status history	Close case	Top
8/15/2017 - Closed		
4/25/2017 - Violation Disposed		
4/25/2017 - Adjudicated By Admission		
3/29/2017 - Filed Violation		
2/14/2017 - Disposed		
2/14/2017 - Adjudicated By Admission		
2/13/2017 - Filed		
2/1/2017 - Opened		

Total # of Evaluations Ordered before Disposition
1

2/13/2017 3:40:48 PM	(View)	Substance Abuse Evaluation	
2/9/2017 7:56:02 AM	(View)	Disposition Tool	Notes: Details:
2/9/2017 7:40:43 AM	(View)	Diversion Tool	Notes:
2/7/2017 7:37:23 AM		SASSI	
2/1/2017 3:16:31 PM		MAYSI-2	Details:
2/1/2017 8:06:31 AM	(View)	Detention Tool	Notes:
2/1/2017 7:19:01 AM	(View)	Detention RAI	
2/18/2015 2:48:29 PM	(View)	Disposition Tool	Notes:

Disposition Type:

This report will search for a requirement that matches the “**docRequirementType**” setting, then look for detention, either a requirement or stay reason that matches the “**detentionStayReasonType**” setting, then look for a requirement that matches the “**placementRequirementType**” setting, then look for a requirement that matches the “**probationRequirementType**” setting.

If a requirement is found, this column will display the appropriate type of supervision. If there is no matching requirement but there is a secure location open as of the date of disposition, this column will display “Juvenile Detention Facility.”

If none of the above were found, this column will display the word “other.”

Disposition Type

Juvenile Detention Facility

2/14/2017	Public Defender Fee	2/14/2017	8/13/2017	Successful	6/7/2017
2/14/2017	Initial & Monthly Probation Fees (296)	2/14/2017	8/13/2017	Successful	8/1/2017
2/14/2017	Administrative Fee (281)	2/14/2017	8/13/2017	Successful	6/7/2017
2/14/2017	Court Costs	2/14/2017	8/13/2017	Successful	7/19/2017
2/14/2017	Detention Per Diem	2/14/2017	8/13/2017	Successful	7/19/2017
2/14/2017	Formal Supervised Probation	2/14/2017	8/14/2017	Successful	8/15/2017
2/14/2017	Electronic Monitored Home Detention Fee (216)	2/14/2017	3/16/2017	Successful	3/16/2017
2/14/2017	Electronic Monitoring	2/14/2017	3/16/2017	Successful	3/16/2017

- Facility Stays Top

2/14/2017 10:17:49 PM thru 3/16/2017 3:33:40 PM (Last Location: Electronic Monitoring Home Detention; Duration: 29 days 16 hrs)

2/1/2017 1:30 AM thru 2/14/2017 4:30 PM (Last Location: Boy Pod; Duration: 13 days 15 hrs)

Stay reason

Start date/time: 2/14/2017 10:17:49 PM

Case: 7 - Defendant - 41C01-1702-JD-000033

Reason:* CD - Court Disposition

Formal Probation:

This report will search for a requirement that matches the “**probationRequirementType**” setting.

Formal Probation Expected End Date	Formal Probation Actual End Date
8/14/2017	8/15/2017

Requirement type: Probation
Requirement code: Formal Supervised Probation
Provider: -- Select --
Assigned date: 2/14/2017 Start date: 2/14/2017
Scheduled end date: 8/14/2017 New end date:
Status: COMP - Successfully completed Status date: 8/15/2017

Formal Probation
Expected End Date

Formal Probation
Actual End Date